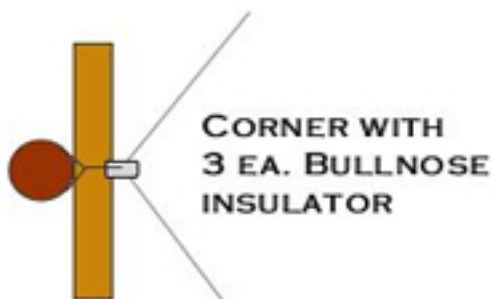
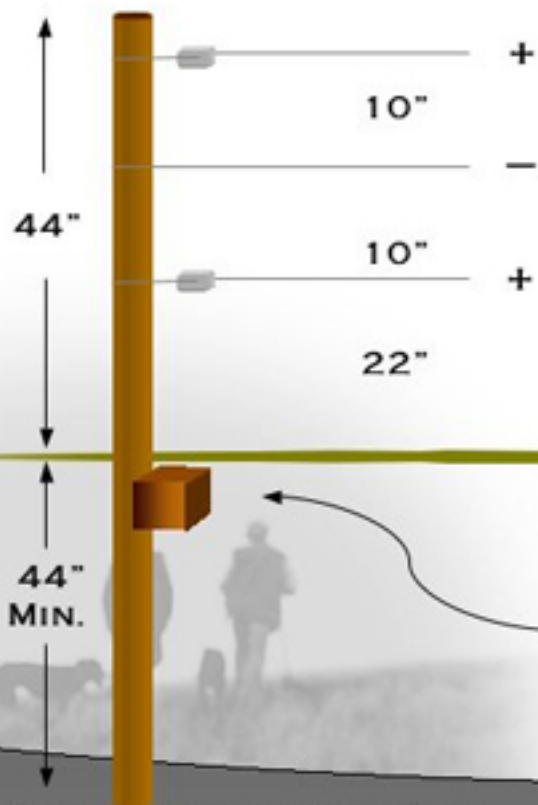


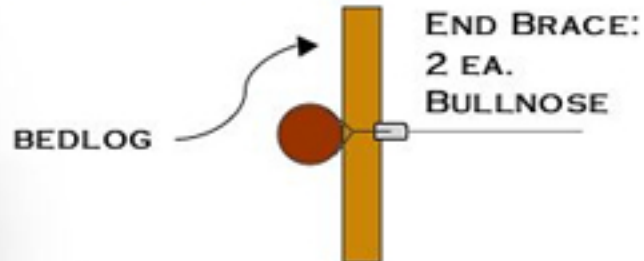
BRACING DESIGNS

BEDLOG BRACE:

42" 3-WIRE



TOP VIEWS



COMPONENTS:

POST:

1 EA. 6"X 7' MIN.
FULL TREAT

BEDLOG:

1 EA. 6"X 6" X 48"
FULL TREAT
SET 3" BELOW SURFACE

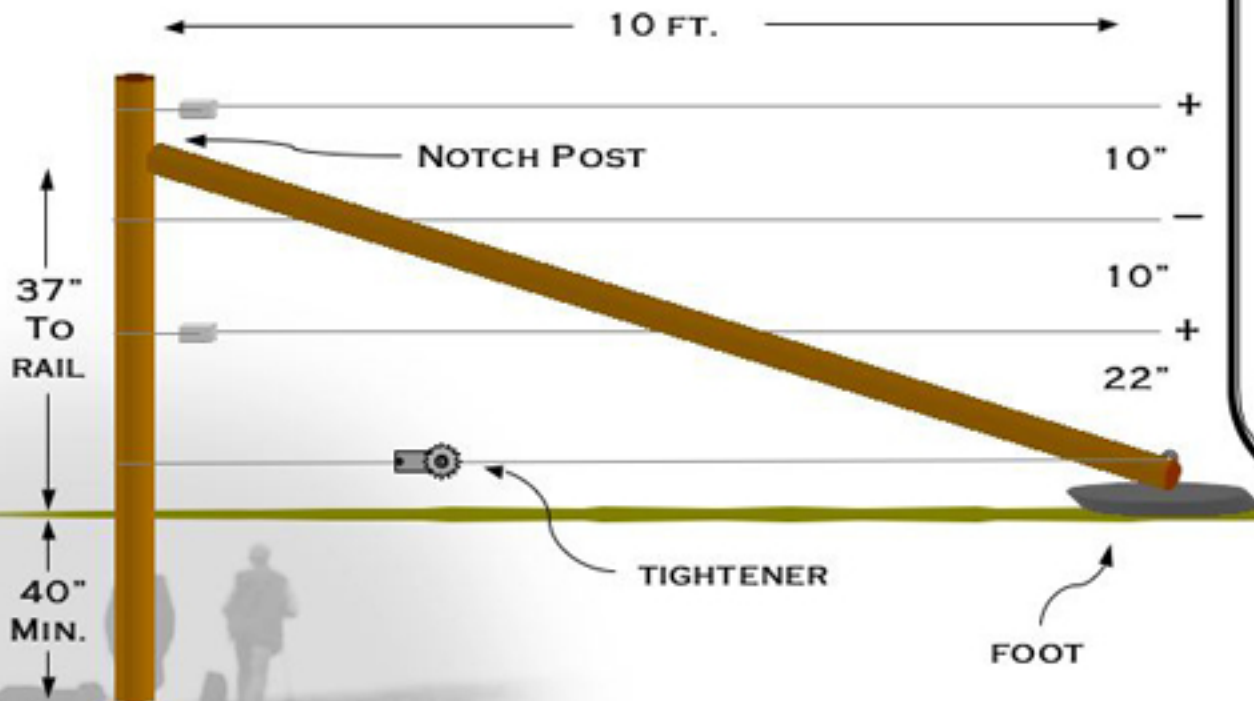
FITTINGS:

CORNER: 3 EA. BULLNOSE
OR
2 EA. PINLOCK
END: 2 EA. BULLNOSE

BRACING DESIGNS

FLOATING FOOT BRACE:

42" 3-WIRE



COMPONENTS:

POST:

1 EA. 6" X 7' MIN.
FULL TREAT

RAIL:

CENTERED @ 37"
ABOVE GROUND LEVEL
1 EA. 4" X 10' WOOD
OR
2" X 10' THICK-WALL PIPE

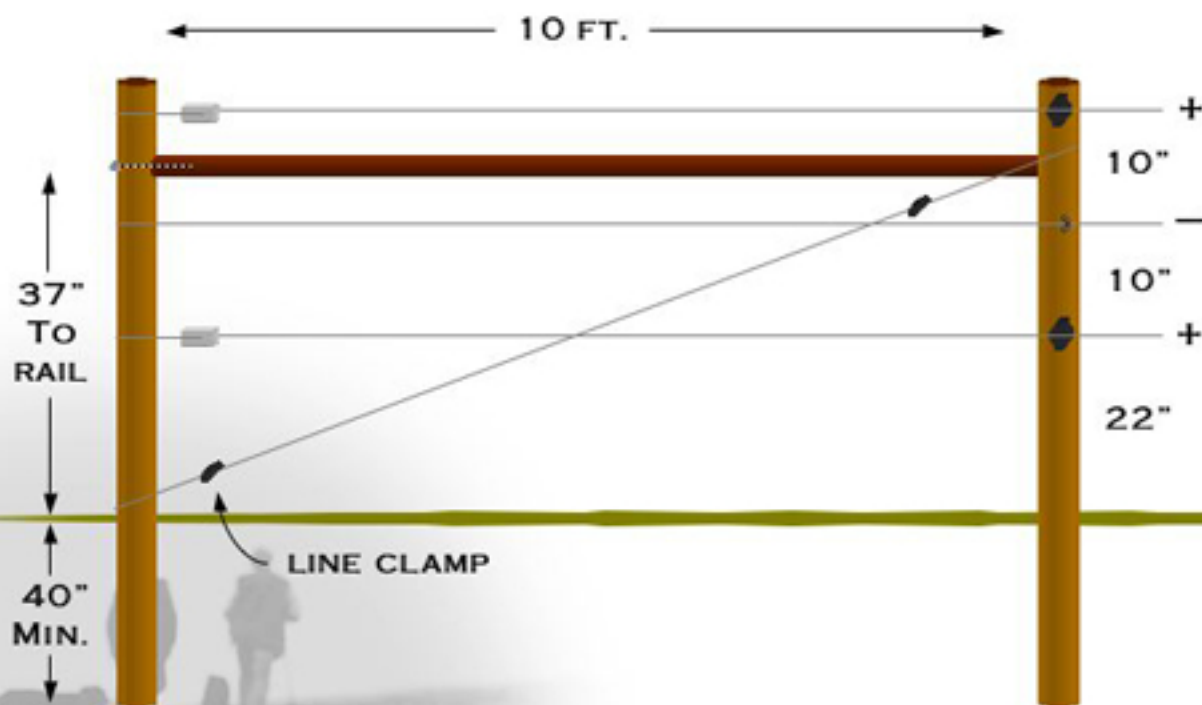
FITTINGS:

1 EA. TIGHTENER
2 EA. BULLNOSE INSULATOR
1 EA. FOOT (OLD DISC OR
FLAT STONE)
HIGH-TENSILE WIRE

BRACING DESIGNS

“H” BRACE:

42” 3-WIRE



COMPONENTS:

POSTS:

2 EA. 6" X 7' MIN.
FULL TREAT

RAIL:

CENTERED @ 37"
ABOVE GROUND LEVEL
1 EA. 4" X 10' WOOD
OR
2" X 10' THICK-WALL PIPE

FITTINGS:

2 EA. LINE CLAMP
2 EA. BULLNOSE INSULATOR
2 EA. PINLOCK INSULATOR
2 EA. 12" SPIKE
HIGH-TENSILE WIRE